

Folding in the near vertical rock layers on Butler Island



The Nugget

North Mississippi Gem & Mineral Society Newsletter



Photo by Nancy Roberts

Notes from the President's Desk...October 2018

It's NMGMS Picnic and Rock Swap time! After my long summer break, I am really looking forward to our upcoming picnic. I can't wait to see everyone and to have the chance to peruse some really great assortments of rocks, fossils, jewelry items, etc. The club auction should have some nice items up for bid too, since we continue to receive donations from club members. I'm sure there will be plenty of interesting things for you to "shop". Maybe you'll find that "one of a kind" piece to add to your collection. Please bring a dessert to share, or something that will go with the hotdogs that NMGMS will be providing. Donations for the auction are always welcome!

I would like to thank our very capable vice president, Mike Schuchs, for stepping in and officiating at the September 15th meeting in my absence. Also at that meeting, NMGMS members Julie Retrum and Robert Langford presented the membership with two excellent programs. Attendance was a record for the month of September, and it looks like our junior section is continuing to grow. The Rockheads are learning and having fun too, as they work on the FRA badges. Diana Watson and Krista Williamson are doing a fabulous job with our junior members. If you have ideas for a junior program or something that you would like to share with the kids, please feel free to let Diana know. We all have some interest, skill, or expertise that our junior group would love to experience.

Be sure to check out the NMGMS calendar of events. Looks like we will be having a busy fall! For those who like to collect fossils, we have the November 3rd field trip to Parsons, TN, and if you have an interest in learning to work with wire, metal, beads, or stones, there are two workshops scheduled for November 10th. We will be hammering, twisting, and soldering copper wire upstairs, while cutting and polishing stones will be going on downstairs at the Link Centre. I encourage members to take advantage of our club workshops. NMGMS has many talented members who share their time and expertise with us. Not all clubs are able to offer jewelry making or lapidary workshops, so please take advantage of these opportunities. Don't forget that our favorite paleontologist, George Phillips, will be the guest speaker at our November 17th meeting. If you have any fossils that need to be identified, bring them along to the meeting; I'm sure that George will be happy to oblige.

On another note, 2018 is going fast, and it is time for us to get our 2019 officers and committee chairpersons lined up. We will be taking nominations for club officers at the November 17th meeting. Many of our NMGMS officers have served over two years. NMGMS is always looking for new and fresh ideas. To continue to grow as an active organization, the club needs your input. We are looking for members who are interested and willing to serve as an officer or on a committee. Don't be afraid to step up to the plate, even if you are new, we'd love to have you! If you are already a committee chairperson, we appreciate your hard work. All of you have been doing a great job. This is a phenomenal rock and mineral club, and we hope to be able to continue to provide our membership with a great organization. In order to do this, we need everyone's help and participation. Everyone's input is important, and I encourage all members to come to the meetings. Make your voice heard; if there is something that you think we should add, or do differently, let the officers or chairpersons know. If you have suggestions for programs, projects, events, workshops, etc., we're all ears. If any member would like to serve, please jump on board. Nancy Roberts

Mark Your Calendar! NMGMS Picnic & Rock Swap

October 20, 2018 "Rocktober Fest"



Photo by Nancy Roberts

9th Annual Rock Swap Picnic **October 20, 2018** at the large pavilion in Ballard Park, West Main Street/Highway 6, Tupelo, MS

We would like to invite all rock hounds from the surrounding areas to join our members for a day of great fun, trading, and fellowship. Invite your family and friends too! There is no charge to attend or to set up and trade. The picnic is located in a large covered pavilion (on the west side of the lake) with many picnic tables. There is room to park and tailgate, so bring whatever you'd like to swap and trade, or just come by to join the picnic, look around, and visit

with fellow rock hounds. The Swap is from **1p.m. until 4 p.m.** (Set up to begin at 12:00p.m.) We will be having a club auction, as well as other donated items for sale (donated items are most welcome!). Lots of newly donated items will be included. NMGMS will have hot dogs, kielbasa, sausage or brats too, chips and drinks. **Members are asked to bring a dessert and folding chairs. The fishing game will be on hand for the kids!**

Other Upcoming NMGMS Events:

October 14, 2018: NMGMS field trip to the Blue Springs crab site. (See page 3 for details)

November 3, 2018: NMGMS field trip to the Vulcan Quarry in Parsons, TN (see page 3 for details)

November 10, 2018: NMGMS Lapidary Workshop at the Link Centre. (See page 3 for details).

November 10, 2018: Copper Bangle Workshop, 10am to 4pm in the conference room at the Link Centre (see page 4)

November 17, 2018: NMGMS November meeting from 1 to 3pm at the Tupelo library. Program will be a presentation by George Phillips, paleontologist with the Mississippi Museum of Natural Science.

December 15, 2018: NMGMS annual Christmas party and luncheon from 11am to 3pm at the Tupelo library.

Show Dates:

October 19 - 21, 2018

KNOXVILLE, TN: Annual show, Knoxville Gem and Mineral Society, Rothchild Conference Center, 8807 Kingston Pike; Knoxville, TN 37923.

Friday October 19th: 10am – 6pm, Saturday October 20th: 10am – 6pm, Sunday October 21st: 11am – 5pm.

Adults \$ 6.00/day, or show pass \$10.00; children under 12 are free. Many free activities, displays, hourly door prizes, and children's grab bags. <http://www.knoxrocks.org/gem-show/>

November 9 - 11, 2018

The 29th Magnolia State Gem, Mineral, Fossil and Jewelry Show

The Mississippi Gulf Coast Gem & Mineral Society http://www.mgcmgs.org/gem_show.html

Friday November 10th: 10am- 6pm, Saturday November 11th: 10am – 6pm, Sunday. November 12th: 10am – 5pm

Fairground Civic Center, 2902 Shortcut Rd., Pascagoula, MS.

NMGMS Field Trips: NMGMS to join GMS at Blue Springs

Photo by Nancy Roberts



The next field trip for NMGMS will be to the Blue Springs crab site in Union County, MS on **Sunday, October 14th**. Meet at the site at 9a.m.

Along with collecting fossil crabs, you will find turtle and mosasaur bone, shark teeth and vertebrae, mollusks and bi-valves of all kinds, spiny lobsters, small corals, bryozoans, and some nautiloids. This site is an Upper Cretaceous Coon Creek deposit. We will be joining the Georgia Mineral Society for this trip.

Watch your email for directions.

For more information contact Nancy Roberts: therockhoundlady@yahoo.com

NMGMS Field Trip: Parsons, TN Quarry, November 3, 2018

Photo by Nancy Roberts



NMGMS has a field trip scheduled for Saturday, **November 3, 2018** to the Vulcan quarry in Parsons, TN. We are allowed 25 members to attend. If you want to be added to the list, send an email to therockhoundlady@yahoo.com. The quarry only allows members 18 years or older. We will be collecting Devonian age fossils.

Note: all members attending this field trip are required to have **safety glasses and sturdy shoes** (they do not need to be steel toed), so be sure you have yours!!

We will meet at the quarry office (small stone building with the radio antennae on top and inside of the stone entrance) **at 7a.m. sharp**, to sign the waiver, listen to a safety talk, and then be escorted back to the collecting area. **The quarry closes at noon, so we must be out before then.**

The Parsons facility is huge, and we have a very large area in which to collect. Be prepared to do some clambering over the tailings piles, they can be a bit steep. There are plenty of easier collecting spots along the quarry roads where we will be. The Devonian fossils are very abundant here; you can't help but step on them! Large crinoid stems and some calyxes, many brachiopods, bryozoan, several types of coral, and quite a few trilobites can be found. No one goes home empty handed!

More Upcoming NMGMS Events: Club Workshops

Lapidary Workshop, November 10, 2018

Photo by Nancy Roberts



Our NMGMS lapidary room **#136** at the Link Center in Tupelo will be open on **Saturday, November 10, 2018** at **10a.m.** for those members interested. **There are two large slab saws and a 10 inch saw available, as well as two trim saws and three cab machines.** Bring some stones that you would like to slab. We have a box of slabs that you can "play" with, if you don't have any of your own.

The cabochon machines are available for those members certified to use them. Jim Roberts and/or Paul Gunther will be on hand to help with the saws and to get members certified to use the equipment. The room is small, so workshop is limited to 6-8 members at any one time.

Lapidary fee: \$1 per cut with the 12 or 10 inch saws, \$2 an hour on the cab machine and trim saw.

Bring a brown bag lunch. Please email therockhoundlady@yahoo.com, or latergator2003@yahoo.com, if you plan to attend. Junior members must be accompanied by a parent.

More Upcoming NMGMS Events: Club Workshops

Photo by Nancy Roberts



November 10, 2018 Copper Bangle Class

You can't have too many bangles! In this class, you will be working with heavy gauge copper wire and will be making several styles of bangle bracelets. Techniques involved are: annealing, forging, texturing, shaping, soldering, and applying a patina. You will have fun twisting your forged wire with a drill! Come join us for some exciting metalsmithing at the Link Centre in Tupelo on **Saturday, November 10th**; upstairs in the conference room from **10a.m. until 4p.m.**

You will learn some essential metalsmithing techniques, as well as work with a couple of new tools. The class is limited to 12 students, so sign up early. The **\$20** class fee includes all materials and use of the tools.

Photo by Nancy Roberts



Please bring a brown bag lunch. There is a refrigerator available. Email therockhoundlady@yahoo.com, if you plan to attend. Unless otherwise stated, metal workshops are for ages 12 and up.

Meeting Program Review: NMGMS September 15, 2018 Meeting

Photo by Alison Schuchs



We had 37 people in attendance, and 13 of them were kids. I think that's a record. Robert spoke to the Rockheads before the meeting and had items to demonstrate. He showed how they had to prepare their equipment to make underwater maps of caves. I found that part interesting. His program contributed to earning a badge.


Julie Retrum's program was interesting too. She explained how to identify the difference between mineral crystals and rocks through their different properties and chemical makeup. The pictures and diagrams on the screen were very concise and helped to cement her verbal explanations. After the program, she invited everyone up to see the examples she brought with her and even brought some to share. I don't know how many class lectures she gives in a season, but she told a few of us who spoke with her afterwards that that was her third class lecture. Wow, we all got a mini college course that day! I said she had to come back again and give us her fourth class which sounded interesting too. For someone who is mainly interested in just making jewelry, I found it all quite fascinating. Submitted by Nikki Kenney

Photo by Alison Schuchs



Club News: Reminder! Dues Rate Change

At the NMGMS March 17, 2018 meeting, the members present voted unanimously to change the club dues to the following rate: \$15 for a single membership, \$25 for a couple, and \$4 for each child. This change has been added to the club bylaws and will take effect starting with our 2019 renewals and new memberships.



Rockheads:

Mascot by Remy Collins



October 2018

www.amfed.org/fra/fra_badge.htm

Rockhead Officers for 2018:

President, Hunter Watson
Vice President, Liam Langford
Secretary, Sydney Thornton

Adult Youth Advisors for 2018:

Diana Watson, jodyanddiana@hotmail.com
Krista Williamson, kristawilliamson2008@yahoo.com

Rockhead Meeting: September 15, 2018 "Careers in the Earth Sciences"

Photo by Alison Schuchs



There were 11 kids at the September Rockheads' meeting. Mr. Robert told us about his job, and how he helped map a cave one time. He told us about all of his diving gear and how to write underwater. After his presentation, we listened with the adults about learning how to identify minerals. Ms. Julie let us see some of her rocks and even gave us some to take home. We had so much fun! Submitted by Sydney Thornton

Photo from Amazon.com

Next Rockhead Meeting: November 17, 2018

At the November 17th meeting, the Rockheads will be covering dinosaurs. They will be finishing up requirements for the FRA fossil badge. So plan to take a step back in time and learn about these amazing creatures. Do you have a favorite?



NMGMS Junior Rockhound of the Year Award

If you have been working toward earning the NMGMS "Junior Rockhound of the Year" award, but have not yet completed all of the necessary requirements, don't worry, there's still time.

Requirements for the "Junior Rockhound of the Year" award are:

1. Be a member in good standing.
2. Write an article or review for *The Nugget*.
3. Give a short presentation or set up a "show and tell" display at one of the meetings.

If you still need to get an article or review published in the newsletter, please send it to:

therockhoundlady@yahoo.com. It doesn't need to be long or complicated.

If you need to do a display, bring one along to any of the next few meetings.

SFMS Federation News:



Benefits to Clubs from membership in the SFMS and AFMS, as delineated by Reggie Bolton, 1st Vice President of SFMS:

Interclub connections – We do this through newsletter exchanges, but SFMS website lists all contacts for every one of the 70 member Clubs

Club Development through assistance from State Directors

Lodestar newsletter from AMFS has articles, advice, and guidance

Youth Support – offer support for youth education, merit badges, publications

Insurance – liability for members on all field trips – HUGE, \$2/year/member

Field Trips – Dixie Mineral Council, access to places that individual clubs may not get to visit

Program Archives – hundreds of articles, DVD's, CD, video presentations

Workshops at William Holland and Wildacres for specific classes at reduced rates

Mayo Scholarship Foundation – college scholarships for fields relevant to our field

Individual display competition – we don't have space but will, up to national levels

National Affiliation – access to 70 Clubs in SFMS and thousands in AFMS

The SFMS Newsletter, the *Lodestar*, is available for all members to read on line. <http://www.amfed.org/sfms/>

AFMS Federation News:



In the AFMS Newsletter Volume 71, Number 7, Judi Allison, AFMS Rockhound of the year Chair, mentioned that the American Federation of Mineralogical Societies issues membership recognition awards thru their "Rockhound of the Year" program. Affiliate clubs can submit to their Regional Rockhound of the Year Chairperson a short write up of the special contributions that a particular club member has made during the course of the year. Every club has a person or persons who give a great deal of themselves to the organization. Give these folks a round of applause and submit their name for 2018.

The 2019 AFMS Convention will be March 23-24 in Cedar Rapids, IA

All Rockhounds should be aware of and comply with proper field trip etiquette. For the list of the AFMS "Code of Ethics", go to, <http://www.amfed.org/ethics.htm>

For more AFMS Federation news, please check out their website: <http://www.amfed.org/>

The *AFMS Newsletter* is available for all members to read on line

FYI: NMGMS Facebook Page



Be sure to check out the club's Facebook page for pictures, notices, and videos.


https://www.facebook.com/pg/NMGMS/videos/?ref=page_internal

Also, be sure to check out our club website, www.nmgms.org

Past issues of *The Nugget* are posted on the website.

Bead Soup: “CREDIT CARDS, VOID THEM AND SAVE THEM”

Photo by Nikki Kenney




by Nikki Kenney

To duplicate the shape of a piece of wire jewelry that you have already made, make a pattern of the piece by tracing its outline on a voided credit card, hotel key card, old gift card, or other small piece of hard plastic. Their small size allows you to maneuver the pattern, rather than the length of wire, to a more convenient angle when following the design. You can save these cards as permanent patterns if you plan on repeating the design at a later date. If you make a mistake in your design, you can “erase” the error with a dry erase marker and wipe it away with a tissue or paper towel. Another tutorial on the use of these cards will be in a future issue of the Nugget.

To duplicate a design in wire:

1. Trace around the piece to be duplicated on a credit card with a fine-line marking pen. I traced the inside and outside lines of the piece to maintain the space between the lines.
2. With a length of soft craft wire, approximately the gauge of the wire of the copied piece, follow the design loosely, allowing about 1 ½” extra wire at the beginning and end of the design to allow for wrapped loops and ease of handling to avoid kinking the wire while following the design.
3. When finished, mark the beginning and end of the design on the wire with the marker, allowing for wrapped loops, etc. as necessary. These will be your cutting marks. **DO NOT CUT THIS WIRE.** You can straighten and reuse this wire as a tool to measure other designs.
4. Straighten the wire and measure between the marks. This will be the approximate length of wire you will need for the actual piece you will be making. Better too much wire than not enough. Cut two lengths of your jewelry wire if making earrings.
5. Cut several 1” to 1 1/2” pieces of 1/2” clear invisible tape and put them on the edge of your work surface within easy reach.
6. Write the length and gauge of the wire you will be using for the design on the card with a marker. Cover the entire surface of the card with clear packing tape; this will keep the tape that you will be using to hold your wire on the pattern from lifting off some of the ink when you lift the tape, either to reposition it, or remove it entirely when the design is finished.
7. Allowing about 1 1/2” wire to extend past the starting point of your design, tape the wire to the card to keep it from moving while you maneuver the wire around the pattern.
8. Using your chain nose or flat nose pliers, grasp the wire close to the card just before the first turn in the design; while holding the pliers in place, pull the wire around that turn, over-directing the wire past the desired point if a crisper turn is desired, then gently pull the wire into place.
9. Tape the wire to the card to hold it in line with the pattern before making the next turn. Photo by Bob Kenney

Photo by Nikki Kenney



10. Continue in this manner until the pattern is completed, taping the wire down as needed.
11. When the design is completed, mark the wire at the beginning and end as designated by the pattern.
12. Use a pointed tool to gently lift the tape from the card, so the wire is not pulled out of shape. Remove the tape from the completed piece, and cut the excess wire according to the marks. Be sure to allow for wrapped loops, etc.
13. If the design is a spiral, open the center of the piece like you would a jump ring and file the end smooth

without scratching the rest of the design. Close it the same way when finished.

14. Gently coax the wire back into shape if needed.


Photo by Nikki Kenney

15. Finish the piece as desired.



Lapidary: Information, shop tips, etc.

Lapis photo from Wikipedia.org



TELLING LAPIS LAZULI FROM SODALITE

If you want to know whether you have sodalite, lapis, or imitation lapis, look for pyrite inclusions. Lapis Lazuli will have pyrite inclusions. Sodalite does not have pyrite inclusions. In imitation Lapis, the inclusions are golden flakes not pyrite crystals. Lazurite is the mineral name of the gem and ornamental stone Lapis Lazuli. Lapis Lazuli is a gemstone with a rich blue color. It has a hardness of 5-5-1/2 and is composed of sodium aluminum silicate with some sulfur. Most of the properties of lazurite are similar to those of sodalite, but the association of pyrite with lazurite determines the identification. Sodalite is composed of sodium aluminum silicate with chlorides. It is 5½ to 6 on the hardness scale and the color is usually blue, but may tend toward white, grey, yellow, or red. It is associated with other feldspathoids, so called because they resemble feldspars, but are of a slightly different composition. When working Lapis to a polish, it requires fine sanding to prevent pyrite inclusions from protruding. Leather may be used with chrome oxide for polishing. Sodalite, on the other hand, polishes perfectly on felt with cerium oxide after a fine job of sanding. A drop of hydrochloric acid is good for testing Lapis Lazuli. A drop of it on the blue stone creates an odor of hydrogen sulfide. On the white areas of the stone, it usually effervesces because the white is usually calcite. This test will distinguish Lapis from Sodalite.

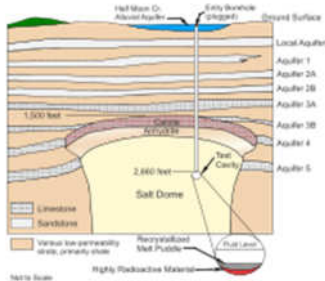
Sodalite photo from Wikipedia.org



Source: Lowcountry Diggings, September 2018, Vol. XLVI, Issue 7; The RockCollector, Vol. 111, Issue 4, 4/2011; via Rolling Stones Beacon, 4/2011; and via Chippers' Chatter, 9/2011

Nuclear Explosions in Mississippi: Project Dribble

Photo from Wikipedia.org



The Salmon Site, 1,470 acres in Lamar County, Mississippi, is located over a geological formation known as the Tatum Salt Dome and is the location of the only nuclear weapons test detonations known to have been performed in the eastern United States.

Two underground detonations, a joint effort of the US Atomic Energy Commission and the US Department of Defense, took place at the Salmon Site under the designation of Project Dribble, part of a larger program known as Vela Uniform which was aimed at assessing remote detonation detection capabilities. The first test, which was the detonation of a 5.3kiloton device at a depth of 2,700 feet, was known as the Salmon Event, and it took place on October 22, 1964. The second test, known as the Sterling Event, took place on

December 3, 1966. It involved the detonation of a 380-ton device suspended in the cavity left by the previous test.

On December 15, 2010, the United States Department of Energy transferred the Salmon Site, or Tatum Salt Dome as it is more commonly known, back to the state of Mississippi. Mississippi Secretary of State Delbert Hosemann said in a press release that the majority of the 1,470 acres will be used for timber, but an undetermined portion will be open for public access. A granite monument, surrounded by test wells, marks the site of the nuclear bomb tests. It is in a clearing surrounded by a Mississippi state timber preserve. Source: https://en.wikipedia.org/wiki/Salmon_Site

For more detailed information: <http://www.mshistorynow.mdah.ms.gov/articles/293/nuclear-blasts-in-mississippi>

www.youtube.com/watch?v=RIw0RU4JFOA , https://www.lm.doe.gov/Salmon/Fact_Sheet_-_Salmon.pdf

NMGMS Meeting Minutes:

NMGMS Meeting Minutes:

Date: September 15, 2018, Submitted by Beth Thornton

Pledge of Allegiance to the Flag was given

Introduce guests and new members: Barbara Burleson and Alex Rogers were welcomed as guests....

Do I have a motion to approve the May 19, 2018 meeting minutes as printed in the June 2018 Nugget? Minutes were approved

Treasurer's Report: Closing Balance as of **8/31/18 was given by Nikki Kenney**

Chairpersons' Reports:

Field Trips: The next NMGMS field trip will be to the Blue Springs crab site in Union County, MS on Sunday, October 14, 2018. Meet at the site at 9a.m. It is on Hwy 9 just north of the I22 Blue Springs exit. We will be joining Charles and Lori Carter and their Georgia club at the site. They will also be at Twenty Mile Creek Saturday afternoon on October 13th after 3pm, if anyone wants to join them there. Robert will be setting up his fossil id station at the creek. There is an NMGMS field trip to the Parsons TN quarry scheduled for Saturday Nov. 3, 2018. See the September Nugget and your emails for details.

Publicity: (John Byzet and Alison Schuchs) Pass the word around about our "Rocktober Fest" picnic coming up on Oct. 20th. Those of you who live outside of Tupelo, please consider placing a few of our club brochures at your local library, place of work, or other public meeting place in your town. Check out our NMGMS Facebook page.

Membership: (Beth Thornton) Reminder! The time to renew your membership in NMGMS is fast approaching; dues for 2019 will be \$15 for a single, \$25 for a couple and \$4 per child. See Beth if you would like a copy of the club roster.

Anyone need a new member packet or a patch?

Hospitality:

Refreshments: Our October meeting will be the annual picnic/rock swap on Saturday, October 20th. Members are asked to bring a salad, fruit, or dessert for the October picnic. Monetary donations to help out with the refreshments are welcome.

Website: (John Byzet) Paul Gunther has the new website running. It has been published to the old web address, www.nmgms.org. Old website can be found at <http://old.nmgms.org>

Check us out at www.nmgms.org If you have any photos of NMGMS events, please send a few on to Paul for the website.

Newsletter: (Nancy Roberts) Please consider writing a review for a field trip, workshop, or club meeting that you have attended. The deadline for newsletter submissions is the **second Friday** of the month. Email anything for The Nugget to: therockhoundlady@yahoo.com

Youth Members: (Diana Watson and Krista Williamson) The Rockheads are working on the Earth Resources badge. Badges need to be completed by the November meeting, so we can get them before the December awards.

Historian: (Cheryle Langford) If you have taken pictures at one of our club events, meetings, or field trips, please print out a few of your favorites for our club yearbook. Turn in any 2018 club memorabilia to Cheryle Langford. Ann Byzet will help as assistant historian.

Geology Fest and Fossil Road Show: (Nancy Roberts, John Byzet, and Rebecca Vallarian) George Phillips is available for the Fossil Road Show and Geology Fest to be held on April 13, 2019, but we have not yet received confirmation from the ODCM.

Safety & Lapidary Workshop Chairman: (Mike Schuchs) If you have any comments, questions, or suggestions about the room or equipment, see Mike. Need some safety articles for the newsletter.

Minutes continued on page 10.

NMGMS Meeting Minutes, continued:

Date: September 15, 2018

Old Business:

1. **Reminder:** We have the large pavilion at Ballard Park reserved for our annual picnic and rock swap on **Saturday, October 20, 2018 from 1 to 4p.m.** (Set up to begin at 12:00p.m.) We will be having a club auction, as well as other donated items for sale, (donated items are most welcome!) NMGMS will have hot dogs, kielbasa, chips and drinks. Any other suggestions? **Members are asked to bring a salad, fruit, or dessert, and folding chairs.**

Is there any other old business? No other old business

New Business:

1. The rent on our Link Center lapidary room has been paid thru January 2019.
2. Is there any NMGMS members who can represent our organization at the SFMS annual meeting in Jacksonville, FL next weekend? We are allowed two votes at this meeting. Bill Friday of the Huntsville club is willing to carpool.
3. NMGMS will have a jewelry sales booth at the **Robins St. Art Stroll** on Saturday, October 13th in Tupelo. The event is from 10:00 AM to 4:00 PM. We have a 10ft space reserved, and the rental fee was only \$10, so we hope to be able to make some sales and earn a little towards our lapidary workshop. If you have any handcrafted items that you would like to donate for this event, or are willing to help man the booth, contact Nikki Kenney.
4. The November NMGMS meeting will be on Saturday, November 17, 2018 from 1 to 3pm at the Tupelo library. Our guest speaker will be George Phillips, paleontologist with the Mississippi Museum of Natural Science.
5. It is time to start thinking about our club's 2019 officers. We will be taking nominations at the November meeting. We have been asking officers to serve a two year term. So be thinking about who you would like to have leading your organization next year. All present and previous officers are automatically on the nominating committee. If you would like to serve as an officer or on any of the committees, we'd love to have you! Don't be afraid to step up to the plate, even if you are new. NMGMS needs your support; remember all of our members are volunteers!

Is there any other new business???? There was no further business. Motion was made to Adjourn

Editor's Note: Correction

In Volume 18 Issue 4, September 10, 2018 issue of *The Nugget*, the photos accompanying "Filing Tip for a Better Solder Join by Nancy Roberts" should have been credited to Jim Roberts.

Rockheads' "Show and Tell"

Photos by Alison Schuchs

At the September 15, 2018 meeting, Reece shows the results of his summer rock tumbling endeavors. Beautiful shine! Amelia showed some of her rock collection.



NMGMS 2018 Officers:**President/Field Trip Chair:**

Nancy Roberts
25 Amber Lane
Counce, TN 38326
(731)689-5336
therockhoundlady@yahoo.com

Secretary:

Paul Gunther
101 Westover Heights
Booneville, MS 38829
662-643-4210
paul.gunther@gmail.com

Vice-President:

Mike Schuchs
1148 Lake Dr.
Fulton, MS 38843
(662)862-3160
mike.schuchs@gmail.com

Treasurer:

Nikki Kenney
PO Box 808
Tupelo, MS 38802
662-844-6142
nmgms@comcast.net

Committees:**Publicity Chair/Web Master:**

John Byzet
1209 Queensgate Dr
Tupelo, MS 38801
(662)844-9841
wa4iax@comcast.net

Hospitality:

Rebecca Vallarian
308 Meadowbrook Circle
Armory, MS 38821
(662)256-2040
janiegirl@vallarian.com

Membership:

Beth Thornton
104 Grand Ridge Rd.
Starkville, MS 39759 (662)320-9805
bethunderwood78@hotmail.com

Historian:

Cheryle Langford
121 Willow Creek Rd
Salttillo, MS 38866 (662)869-2278
cherlang7@att.net

Newsletter editor:

Nancy Roberts
25 Amber Ln
Counce, TN 38326
(731)689-5336
therockhoundlady@yahoo.com

Junior Youth Advisor:

Diana Watson
2312 Hwy 70E
Jackson, TN 38305
731-427-3946
jodyanddiana@hotmail.com



NMGMS meets the third Saturday of the month (except June, July and August) from 1p.m. to 3p.m. at the Lee County Public Library in Tupelo, MS. Any changes will be posted on the website www.nmgms.org, in *The Nugget*, or on the NMGMS Facebook page.

Annual Dues Starting 2019: \$15 for a single, \$25 for a couple, and \$4 each child.

The North Mississippi Gem and Mineral Society was established in 2001 as a non-profit organization dedicated to education and the collection of rocks, minerals, and fossils. NMGMS is affiliated with the American and Southeast Federations of Mineralogical Societies. Our organization promotes the educational, scientific, and recreational aspects of the hobby in the subjects of mineralogy, geology, paleontology, the lapidary arts, and other areas related to the earth sciences. Through our meeting programs, workshops, field trips, and other club activities, we strive to increase the knowledge and skills of our members in these subjects. We not only share knowledge within our club, but we have participated in activities throughout the community.

The Society's newsletter, *The Nugget*, is mailed to members electronically and posted on the website.