




## The Nugget

*North Mississippi Gem & Mineral Society Newsletter*

### Rocky Butler Island Shoreline

Photo  
by  
Nancy  
Roberts



### Notes from the President's Desk...September 2018

I think that fall has finally come to the North Country; we had frost warnings the other night for the mountains! Jim and I are getting our garden picked and "put to bed" for the winter, and we will be closing up our summer cottage very soon. I am looking forward to getting back into a fun filled fall of club activities. I hope everyone enjoyed their summer and had a chance to do some collecting in new places or try a few new lapidary projects. Even though I am out on an island for the summer, I still manage to bring my supplies and work on some beading, wirework, or metal projects. I tried out a few new bangle bracelet designs this year, and I plan to schedule a club workshop or two, so I can share the techniques with you. Twisting wire with a drill is fun!!



Photo by Nancy Roberts

Speaking of summer activities, I would like to take this opportunity to thank our members who participated in club and community events over the summer months. A big "Thank You" goes to Robert Langford for his time, efforts, and expertise in doing the fossil id station at Twenty Mile Creek. Robert also set up and participated in the New Albany Fossil Road Show, and assisted in the MSU University School Summer Program with a field trip to the creek. Through his efforts, collectors of all ages have gained more knowledge about the fossils that are being found at the W.M. Browning site; making a fun day at the creek educational too!



Photo by Robert Langford

Another big "Thank You" goes to those members who helped with our NMGMS mini workshops at the Link Center's first LinkFest. Thank you Nikki Kenney for organizing and setting up the workshops, and "thank you" to Hope Spencer, Rachael Hill, Linda Blackmon, Sarah Harris, Jane Coryell, and Cheryle Langford for giving of their time and talents to design and practice the project, make up the materials kits, set up the workshop room, and assist Nikki in teaching the attendees. A "Thank You" also goes to Paul Gunther for holding a lapidary workshop this summer and sharing the skills that he learned at William Holland this past June, and "Thank you" Mike Schuchs for hosting a field trip on a hot day in August and for officiating at the September meeting in my absence.

Staying involved in various community activities not only helps us promote our organization, but it also helps us as members to strengthen our skills, expand our knowledge, and learn what it takes to keep an organization viable, happy and fun! I know that there are other club members who work behind the scenes, so to speak, helping to keep the club going, even though we don't hold regular meetings during the summer. Volunteering helps you get to know people, and as I like to say, the more you put into an organization, the more you will get out of it. So "Thank You" to all of the NMGMS volunteers!

Nancy Roberts

## Mark Your Calendar! NMGMS September 15, 2018 Meeting

The September meeting of the North Mississippi Gem and Mineral Society will be on Saturday September 15, 2018 at the Tupelo library from 1-3pm. The program will be on Mineral Identification, given by University of Mississippi Professor, Dr. Julie Retrum. Here's a chance to learn how to identify some of the rocks you have been collecting! Refreshments are "pot luck", so members are asked to bring something.

### Other Upcoming NMGMS Events:

October 14, 2018: NMGMS field trip to the Blue Springs crab site. (See page 3 for details)

October 20, 2018: NMGMS Picnic and Rock Swap from noon until 4 at Ballard Park in Tupelo (see page 4 for details)

November 3, 2018: NMGMS field trip to the Vulcan Quarry in Parsons, TN (see page 3 for details)

November 17, 2018: NMGMS November meeting from 1 to 3pm at the Tupelo library. Program will be a presentation by George Phillips, paleontologist with the Mississippi Museum of Natural Science.

December 15, 2018: NMGMS annual Christmas party and luncheon from 11am to 3pm at the Tupelo library.

### Other Upcoming Events:

October 13, 2018: Robins Street Art Stroll (previously Mimosas and Masterpieces) from 10am to 4pm in Tupelo on Robins St. NMGMS will be setting up as a vendor and selling hand crafted jewelry items made by our members. Money raised will go to our lapidary workshop.

October 13, 2018: Oren Dunn City Museum Dogtrot Rockabilly Festival. NMGMS may set up the Bean Bag Toss or Spin and Win at this event. Several club members will be needed to setup and man this activity.

## Show Dates:

### October 12, 13, & 14, 2018

HGMS Huntsville, AL show

51st Annual Gem, Jewelry, & Mineral Show Huntsville Gem & Mineral Society –

Huntsville, AL Friday: 10AM to 6 PM; Saturday: 10 AM to 6 PM; Sunday: Noon to 5 PM

Jaycees Community Building - 2180 Airport Rd. Huntsville, AL

<http://huntsvillegms.org/2015-jewelry-gem-mineral-show/>

### October 19 - 21, 2018

KNOXVILLE, TN: Annual show, Knoxville Gem and Mineral Society, Rothchild Conference Center, 8807 Kingston Pike; Knoxville, TN 37923.

Friday October 19th: 10am – 6pm, Saturday October 20<sup>th</sup>: 10am – 6pm, Sunday October 21<sup>st</sup>: 11am – 5pm.

Adults \$ 6.00/day, or show pass \$10.00; children under 12 are free. Many free activities, displays, hourly door prizes, and children's grab bags. <http://www.knoxrocks.org/gem-show/>

### November 9 - 11, 2018

The 29th Magnolia State Gem, Mineral, Fossil and Jewelry Show

The Mississippi Gulf Coast Gem & Mineral Society [http://www.mgcgms.org/gem\\_show.html](http://www.mgcgms.org/gem_show.html)

Friday November 10<sup>th</sup>: 10am- 6pm, Saturday November 11<sup>th</sup>: 10am – 6pm, Sunday. November 12<sup>th</sup>: 10am – 5pm

Fairground Civic Center, 2902 Shortcut Rd., Pascagoula, MS.

## NMGMS Field Trips: NMGMS to join GMS at Blue Springs

Photo by Nancy Roberts



The next field trip for NMGMS will be to the Blue Springs crab site in Union County, MS on Sunday October 14<sup>th</sup>. Meet at the site at 9a.m.

Along with collecting fossil crabs, you will find turtle and mosasaur bone, shark teeth and vertebrae, mollusks and bi-valves of all kinds, spiny lobsters, small corals, bryozoans, and some nautiloids. This site is an Upper Cretaceous Coon Creek deposit. We will be joining the Georgia Mineral Society for this trip.

Watch your email for directions.

For more information contact Nancy Roberts: [therockhoundlady@yahoo.com](mailto:therockhoundlady@yahoo.com)

## NMGMS Field Trip: Parsons, TN Quarry, November 3, 2018

Photo by Nancy Roberts



NMGMS has a field trip scheduled for Saturday **November 3, 2018** to the Vulcan quarry in Parsons, TN. We are allowed 25 members to attend. If you want to be added to the list, send an email to [therockhoundlady@yahoo.com](mailto:therockhoundlady@yahoo.com). The quarry only allows members 18 years or older. We will be collecting Devonian age fossils.

**Note:** all members attending this field trip are required to have **safety glasses and sturdy shoes** (they do not need to be steel toed), so be sure you have yours!!

**We will meet at the quarry office** (small stone building with the radio antennae on top and inside of the stone entrance) **at 7a.m. sharp**, to sign the waiver, listen to a safety talk, and then be escorted back to the collecting area. **The quarry closes at noon, so we must be out before then.**

The Parsons facility is huge, and we have a very large area in which to collect. Be prepared to do some clambering over the tailings piles; they can be a bit steep. There are plenty of easier collecting spots along the quarry roads where we will be. The Devonian fossils are very abundant here; you can't help but step on them! Large crinoid stems and some calyxes, many brachiopods, bryozoan, several types of coral, and quite a few trilobites can be found. No one goes home empty handed!

## Field Trip Reviews: NMGMS Field Trip to Richardson Landing

Photos by Rachael Hill



It was hot! We found lots of good rocks to tumble and fossils. Rachael Hill  
Thank you, we had a blast this Saturday! Carey Stevens  
Hot! Several people found pieces of Lake Superior Agate. Mike Schuchs

Photo by Carey Stevens



## Club News: NMGMS Receives Several Donations by Nancy Roberts

Photo by Nikki Kenney



The North Mississippi Gem and Mineral Society recently received a wide variety of beads, beading supplies, storage units, and jewelry tools, through a very generous donation from Nikki Kenney's friend Paul Grossart. Paul's wife Michelle, a long time and dear friend from Nikki's high school days, was an avid beader and jewelry designer. I know that Michelle's talents and enthusiasm will be greatly missed. Our NMGMS

workshops will be enhanced by this legacy, helping us to further share our knowledge and enthusiasm for the jewelry art of beading. We extend our heartfelt sympathy and our sincere appreciation to Mr. Grossart.

Photo by Nikki Kenney



Photo by Nikki Kenney



NMGMS member Andy Hight is about to embark on a traveling adventure in his RV. He still intends to continue his silver work while heading across the country, but has had to downsize in order to find a spot in the camper for his equipment. In the process of fine tuning what to take and what projects to pursue while on the road, Andy has donated a plethora of metalworking tools, books, and supplies to our lapidary workroom. We greatly appreciate this donation and are excited to have these items as a part of our workshop

program. We sincerely hope that Andy has many wonderful adventures during his travels and continues to enjoy his silver filigree work along the way.

Thank you Andy!



Photo by Nikki Kenney

Editor's Note: These photos show only a small percentage of the phenomenal amount of items that NMGMS received from both Paul Grossart and Andy Hight. Nikki has been diligently working to get everything photographed and cataloged.

Photo by Nancy Roberts




## NMGMS Picnic & Rock Swap October 20, 2018 "Rocktober Fest"

9th Annual Rock Swap Picnic **October 20, 2018** at the large pavilion in Ballard Park, West Main Street/Highway 6, Tupelo, MS

We would like to invite all rock hounds from the surrounding areas to join our members for a day of great fun, trading and fellowship. Invite your family and friends too! There is no charge to attend or to set up and trade. The picnic is located in a large covered pavilion (on the west side of the lake) with many picnic tables. There is room to park and tailgate, so bring whatever you'd like to

swap and trade with fellow rockhounds, or just come by to join the picnic, look around, and visit with fellow rock hounds. The Swap is from **1p.m. until 4 p.m.** (Set up to begin at 12:00p.m.) We will be having a club auction, as well as other donated items for sale (donated items are most welcome!). Lots of newly donated items will be included. NMGMS will have hot dogs, kielbasa, sausage or brats too, chips and drinks. **Members are asked to bring a dessert and folding chairs. The fishing game will be on hand for the kids!**



Mascot by Remy Collins



## Rockheads:

## September 2018

[www.amfed.org/fra/fra\\_badge.htm](http://www.amfed.org/fra/fra_badge.htm)

### Rockhead Officers for 2018:

**President,** Hunter Watson

**Vice President,** Liam Langford

**Secretary,** Sydney Thornton

### Adult Youth Advisors for 2018:

Diana Watson, [jodyanddiana@hotmail.com](mailto:jodyanddiana@hotmail.com)

Krista Williamson, [kristawilliamson2008@yahoo.com](mailto:kristawilliamson2008@yahoo.com)

## Next Rockhead Meeting: September 15, 2018 "Careers in the Earth Sciences"

At the September 15<sup>th</sup> meeting, the Rockheads will continue working on the Earth Resources badge.

They will be discussing various career opportunities in the field of earth sciences. They may even get to talk directly to a professional geologist!

## NMGMS Junior Rockhound of the Year Award

If you have been working toward earning the NMGMS "Junior Rockhound of the Year" award, but have not yet completed all of the necessary requirements, don't worry, there's still time.

Requirements for the "Junior Rockhound of the Year" award are:

1. Be a member in good standing.
2. Write an article or review for *The Nugget*.
3. Give a short presentation or set up a "show and tell" display at one of the meetings.

If you still need to get an article or review published in the newsletter, please send it to:

[therockhoundlady@yahoo.com](mailto:therockhoundlady@yahoo.com). It doesn't need to be long or complicated.

If you need to do a display, bring one along to any of the next few meetings.

## Believe It Or Not, I Found Shark Teeth by Sophie Gunther

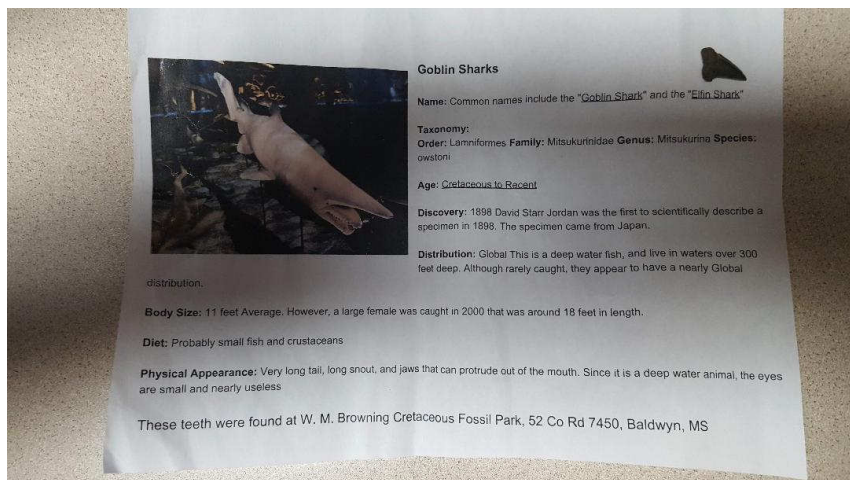


Photo by Paul Gunther

One day at day camp, one of the kids said they found something in the water. I told them that I had found shark teeth in a creek. They didn't believe me. My dad and I made little baggies with information about goblin sharks and put a tooth in each one. A couple of days later I handed them out to my friends at day camp and told them about finding the teeth on our club trip and sifting through gravel in the creek to find them.

## A Week at William Holland by Paul Gunther




Photo by Paul Gunther

My experience at William Holland during the SFMS Federation Week was an amazing time. From the time you arrive, to the time you leave, there are classes and fun things to do. I would wake up around 6:30am and take a little walk in the morning before going down for breakfast at 8am. Around 8:30am, I would go to class and get a head start on the day's work. We would work on making cabs until a little after noon. We would then clean our cab machine trays and wheels and go eat lunch. After lunch, it was back to the classroom until 5:30pm. Then it was supper.

At each meal you often sit with the same people, so you get to know them more and more over the week, and hopefully make a table full of new friends who share some of the same hobbies as yourself. After supper each night they had different activities planned that you could take part in. On Sunday night it was a class demonstration, where you went with your instructor, and they would show you what you would be doing over the week. On Monday it was an ice cream social, a chance to get to know other people at the school, and they played videos demonstrating different techniques for some of the classes. Tuesday night was an auction, with lots of different and beautiful stuff to buy with the proceeds going to the Southeast Federation. Wednesday night was class demonstrations which included immersion enameling and silverware jewelry. Thursday was tailgating night, where students and instructors set out stuff to sell. It



is a good chance to see all the different tools and some of the neat things people make. On Friday they have a show and tell right before lunch, which gives you a chance to see everything that people have made during the week. After show and tell, it is lunch time, and then off to clean the classrooms and see how to maintain the equipment. After that you are free to leave and head home, but you can stay overnight until Saturday morning if you want to.

All of the instructors loved to share their knowledge with people and took time to answer any questions, whether you were part of their class or not. I was amazed at how much I learned over the course of a week. We learned not only how to make cabochons, but also how to look for the interesting parts of the stone. We learned how to repair a broken cabochon and how to fix little pits in a stone. A lot of the people return year after year, slowly learning new skills. All over the school they have beautiful specimens of different rocks and minerals, as well as examples of the different crafts taught there. I know I was ready to see my family again by the end of the week, but I looked forward to going back some time to learn more as well.



All photos by Paul Gunther



## Bead Soup: “Get the Kinks Out” by Nikki Kenney

Photo by Nikki Kenney



Leather cords are often purchased on cardboard cards that produce kinks in the leather which are difficult to remove and do not allow the cord to lay smoothly in a piece of jewelry. For storing leather cord, whether round or suede, wind it smoothly around a cylindrical object of at least 1 1/2 or 2 inches in diameter. This process will aid in removing the kinks and restore the smooth look of the cord. Cardboard tubes are ideal, certainly affordable, and can be cut to a length that will fit into your storage container.

Start by punching a hole near the end of the tube with an ice pick or similar tool. Poke about one inch of the cord through to the inside of the tube, and wrap the cord to lay evenly side by side, not overlapping until you come to the place on the tube where you wish to end the wrap. You will then punch another hole in the tube, and poke the end of the cord in as you did at the beginning. This will hold the cord securely on the tube without it slipping out of place.

If you wish to end the wrap in a certain place, perhaps to add another cord to the same tube, you will need to overlap the wrap twice, being careful to keep your wraps even with each other. The first overlap wrap will be part way back towards the beginning of the wrap. Estimate how much cord is yet to be wrapped, then wrap back to the ending place, where you will punch the hole to secure the wrap.

Each additional cord to be added to a tube must have its own starting and ending hole. Just punch the starting hole of the new cord in line with, and no closer than a quarter inch, from the ending hole of the previous cord. If there is a label identifying the cord, slip it inside the tube.

Photo by Nikki Kenney



## Filing Tip for a Better Solder Join by Nancy Roberts

Photo by Nancy Roberts



I decided to practice soldering this summer, so I made a number of “stack” rings out of various gauges and shapes of wire. For a successful solder join, you need the ends of your wire to be very straight and flush, so your two ends join tightly. Solder will not fill a gap! I found that when filing the ends of square wire to ensure a nice straight edge, you can grip the wire with a pair of flat nosed pliers and then file down to the pliers to get a smooth edge on the wire. Be sure that you are holding

your file flat to the pliers and not at an angle when filing.

**Caveat:** don't use your expensive pair of pliers for this!

I first saw this being done in a Craftsy video, “Soldering Basics and Beyond”. Gwen Youngblood was filing the end of bezel wire with this technique. Great class, by the way! You can also place one end of the wire against the edge of your bench block and use that as a guide for filing.

Photo by Nancy Roberts



## SFMS Federation News:



Southeast Federation of Mineralogical Societies 2018 30th Annual Meeting  
September 21-22, 2018

Jacksonville, FL <http://www.amfed.org/sfms/brd-meeting-details.html>

Within the SFMS organization we STILL NEED a 2nd VP and an assistant Treasurer. You can be of GREAT HELP by mentioning these positions on the Board that must be filled. Thank you for reading and passing on this information to your Club members. Come to Florida for the September 22nd SFMS meeting being held in Jacksonville, Florida. The business meeting is at 9:00 a.m. Located at JGMS Shop, 3733 Crown Point Road, Jacksonville, Florida 32257. The "Fall Rock Show" is located at the Morocco Temple, 3800 St. Johns Bluff Road, Jacksonville, Florida 32224. September 21-23, 10am-6pm Friday, 10am-6pm Saturday, and 10am-5pm Sunday. Check for SFMS registration info and make your plans. The JGMS is hosting SandFest. Both the "Rock Show" and SandFest are located at the same address. You can come and get your toes in the sand in FLORIDA - - - WE HAVE LOT'S OF SAND - - - SFMS President Craig Hamilton Reprinted from the August 2018 *Lodestar* –

The Federation currently has openings in all classes at Wildacres Workshops, September 17-23. Please register as soon as possible. You can contact our registrar, Linda Matvy, at (865) 357-7917, [wildacresregistrar@gmail.com](mailto:wildacresregistrar@gmail.com), or via mail at 8532 Ball Camp Pike, Knoxville TN 37931

You can download the registration form here:

<http://sfmsworkshops.com/wp-content/uploads/2017/01/2018-Registration-Form.pdf>

Wildacres 9/17-23, 2018: Chain Maille, Cold Connection, Electro-Etching, Enameling, Intro to Inlay, Seed Bead Weaving, and Silver I. You can see class descriptions here: [http://sfmsworkshops.com/?page\\_id=20](http://sfmsworkshops.com/?page_id=20)

The SFMS Newsletter, the *Lodestar*, is available for all members to read on line. <http://www.amfed.org/sfms/>

## AFMS Federation News:



Minutes of the 71st Annual AFMS Meeting held on April 5, 2018 at the Embassy Suites, Raleigh Crabtree Raleigh, North Carolina are available online in Volume 71, Number 7 – June-July, 2018 issue of the *AFMS Newsletter*. [http://www.amfed.org/news/n2018\\_06.pdf](http://www.amfed.org/news/n2018_06.pdf)

The 2019 AFMS Convention will be March 23-24 in Cedar Rapids, IA

All Rockhounds should be aware of and comply with proper field trip etiquette. For the list of the AFMS "Code of Ethics", go to, <http://www.amfed.org/ethics.htm>

**For more AFMS Federation news, please check out their website:** <http://www.amfed.org/>

The *AFMS Newsletter* is available for all members to read on line



## Summer Time Travels by Paul Gunther

Photo by Paul Gunther



I took my family on a Florida vacation this year at the end of July. We traveled to Hudson, FL for a weeklong vacation. During this time, we spent a couple of days at Honeymoon Island State Park. Sophie was excited to get to go shell collecting, and I was excited to get to collect some coral. I had read that this was a good place to also collect agatized coral, so I was able to turn our trip into a chance to collect a few more “rocks” to bring home. Other than having a good time on the beach and swimming a lot, we also visited the Clearwater Rescue Aquarium one day. We took

kayaks out in a lagoon and enjoyed a lot of relaxing.

Photo by Paul Gunther



Photo by Paul Gunther



Editor's Note: I can see some very nice jewelry pieces made with these coral specimens! Paul says he has some coral to donate to the club. Yeah!

## Workshop Review: Summer Cabochon Workshop

Photo by Paul Gunther



On July 7, 2018 Paul Gunther held a cabochon workshop for NMGMS members. He shared his newly acquired skills and taught several people how to cut and polish stones. Even Paul's wife Angel caught the enthusiasm for cutting and shaping stones, and she chose to tackle a heart shaped cabochon. Well done Angel! After a day at the cab machines, Paul has mentioned that the time has come for us to consider replacing some of the belts. Nancy Roberts

## Ask a Geologist

MDEQ's website has recently added a new feature, “Ask a Geologist”. The Office of Geology staff is frequently asked to identify finds at shows or through social media. To help keep up with demand, a webpage has been added for people to attach a photo of their rocks and fossils found in Mississippi for identification. That page can be found at: [www.mdeq.ms.gov/geology/ask-a-geologist](http://www.mdeq.ms.gov/geology/ask-a-geologist). What's your find? Submitted by Gary Matthews



NMGMS did not hold club meetings in June, July, or August, so there are no meeting minutes to report this month.

## NMGMS 2018 Officers:

### **President/Field Trip Chair:**

Nancy Roberts  
25 Amber Lane  
Counce, TN 38326  
(731)689-5336  
[therockhoundlady@yahoo.com](mailto:therockhoundlady@yahoo.com)

### **Secretary:**

Paul Gunther  
101 Westover Heights  
Booneville, MS 38829  
662-643-4210  
[paul.gunther@gmail.com](mailto:paul.gunther@gmail.com)

### **Vice-President:**

Mike Schuchs  
1148 Lake Dr.  
Fulton, MS 38843  
(662)862-3160  
[mike.schuchs@gmail.com](mailto:mike.schuchs@gmail.com)

### **Treasurer:**

Nikki Kenney  
PO Box 808  
Tupelo, MS 38802  
662-844-6142  
[nmgms@comcast.net](mailto:nmgms@comcast.net)

## Committees:

### **Publicity Chair/Web Master:**

John Byzet  
1209 Queensgate Dr  
Tupelo, MS 38801  
(662)844-9841  
[wa4iax@comcast.net](mailto:wa4iax@comcast.net)

### **Hospitality:**

Rebecca Vallarian  
308 Meadowbrook Circle  
Armory, MS 38821  
(662)256-2040  
[janiegirl@vallarian.com](mailto:janiegirl@vallarian.com)

### **Membership:**

Beth Thornton  
104 Grand Ridge Rd.  
Starkville, MS 39759 (662)320-9805  
[bethunderwood78@hotmail.com](mailto:bethunderwood78@hotmail.com)

### **Historian:**

Cheryle Langford  
121 Willow Creek Rd  
Saltillo, MS 38866 (662)869-2278  
[cherlang7@att.net](mailto:cherlang7@att.net)

### **Newsletter editor:**

Nancy Roberts  
25 Amber Ln  
Counce, TN 38326  
(731)689-5336  
[therockhoundlady@yahoo.com](mailto:therockhoundlady@yahoo.com)

### **Junior Youth Advisor:**

Diana Watson  
2312 Hwy 70E  
Jackson, TN 38305  
731-427-3946  
[jodyanddiana@hotmail.com](mailto:jodyanddiana@hotmail.com)



NMGMS meets the third Saturday of the month (except June, July and August) from 1p.m. to 3p.m. at the Lee County Public Library in Tupelo, MS. Any changes will be posted on the website [www.nmgms.org](http://www.nmgms.org), in *The Nugget*, or on the NMGMS Facebook page.

Annual Dues: \$12, single and \$20 family.

The North Mississippi Gem and Mineral Society was established in 2001 as a non-profit organization dedicated to education and the collection of rocks, minerals, and fossils. NMGMS is affiliated with the American and Southeast Federations of Mineralogical Societies. Our organization promotes the educational, scientific, and recreational aspects of the hobby in the subjects of mineralogy, geology, paleontology, the lapidary arts, and other areas related to the earth sciences. Through our meeting programs, workshops, field trips and other club activities, we strive to increase the knowledge and skills of our members in these subjects. We not only share knowledge within our club, but we have participated in activities throughout the community.

The Society's newsletter, *The Nugget*, is mailed to members electronically and posted on the website.